


SANDS EXPO AND CONVENTION CENTRE

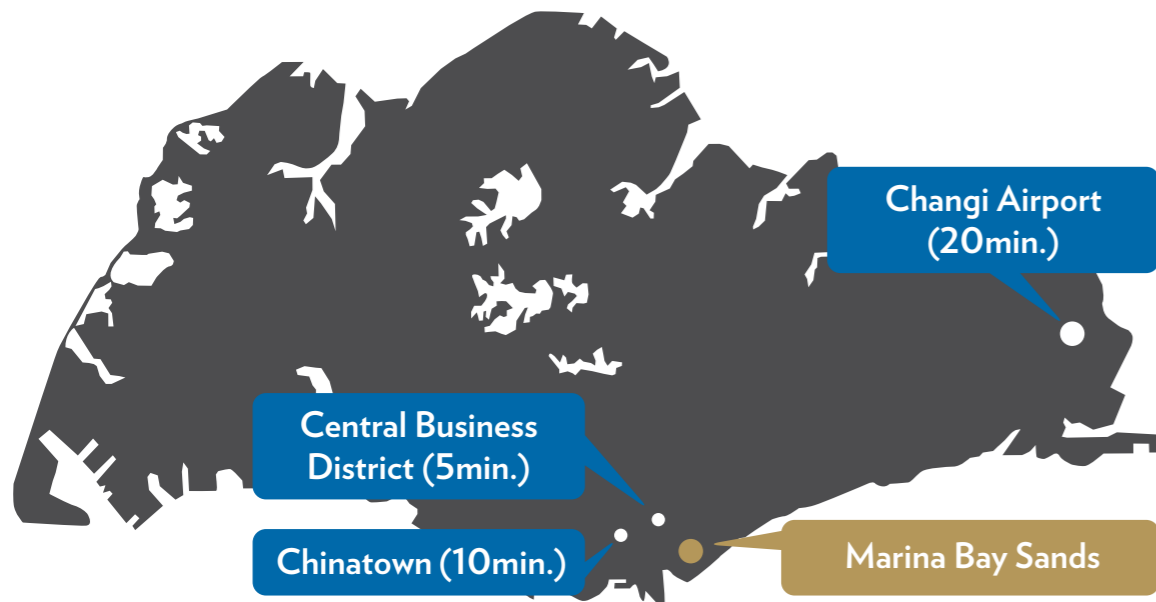


Asia's most spectacular and flexible destination for business, leisure and entertainment

One of the world's most desirable business, leisure and entertainment destinations, Marina Bay Sands® is a centrepiece in Marina Bay, Singapore.

Conceived by world-renowned architect Moshe Safdie, this spectacular integrated resort combines the Marina Bay Sands hotel with three impressive hotel towers crowned by the awe-inspiring one-hectare Sands SkyPark®, a grand event plaza on the waterfront, state-of-the-art MasterCard® Theatres, the cutting edge lotus-inspired ArtScience Museum™, signature shopping and dining outlets such as the award-winning Celebrity Chef Restaurants, and the foremost MICE (Meetings, Incentives, Conferences and Exhibitions) facilities and multiple unique venues – all within one iconic landmark.

Located in the heart of Singapore's city centre; a mere 20-minute taxi ride from Changi Airport; and walking distance to the Central Business District – they all add up to strategically position Marina Bay Sands as a compelling MICE venue unlike anywhere in the world.



Sands Expo and Convention Centre

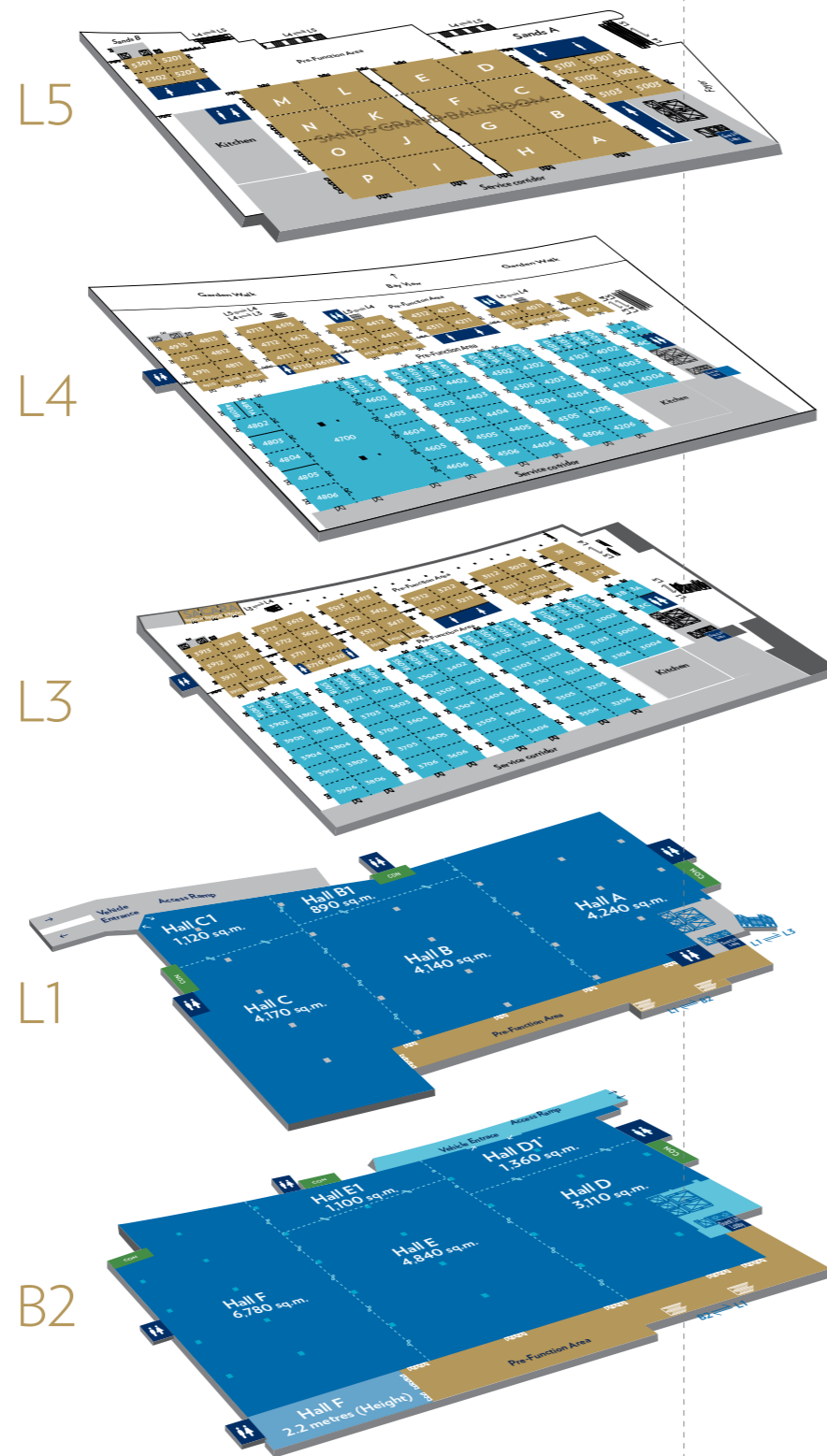


At more than 120,000 square metres, Sands Expo and Convention Centre is the largest and most versatile exhibition and meeting venue in Singapore.

Spread over 5 levels, this innovative and extensive complex is constructed to have 250 meeting rooms and the capacity for 2,000 exhibition booths, which can comfortably accommodate 45,000 delegates. Sands Expo and Convention Centre is also home to Southeast Asia's largest ballroom, which can be configured to entertain 8,000 attendees or 6,000 in a banquet.

With an upgraded Wi-Fi infrastructure at the venue, up to 40,000 devices can be connected to complimentary standard Wi-Fi at any one time.

Owned and operated by Las Vegas Sands Corp—having pioneered the MICE business in Las Vegas and one of the world's largest integrated resort developers, you can be assured that our dedicated team will deliver impeccable service that will ensure your event is a memorable occasion.



Exhibition Halls

COMPLIMENTARY STANDARD WI-FI

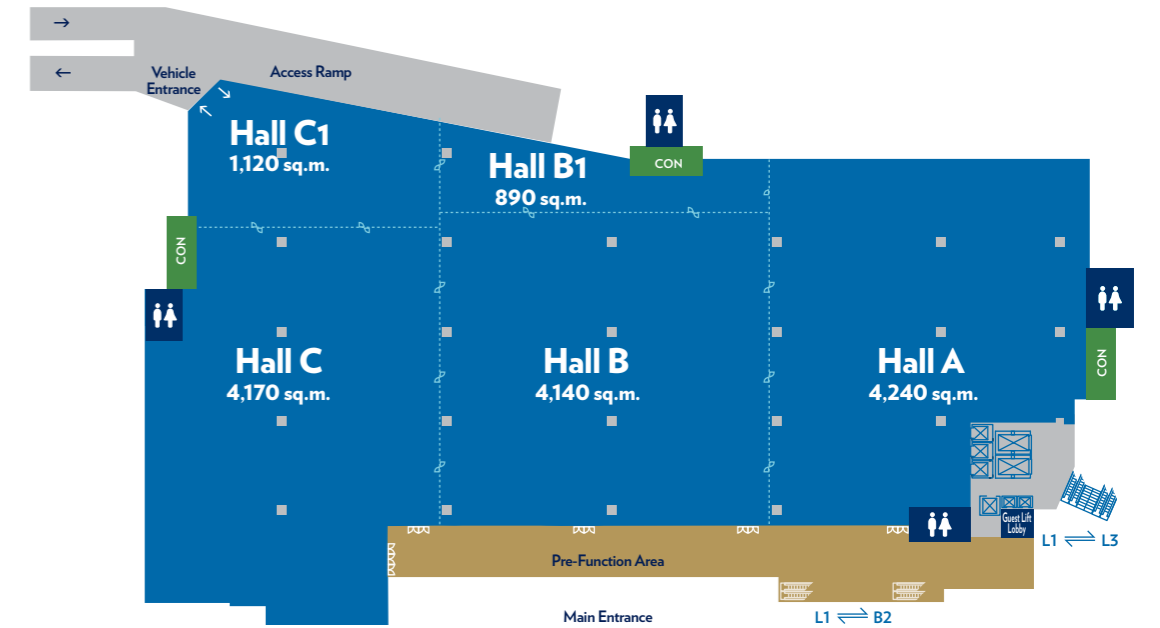
The exhibition halls on Level 1 and Basement 2 offer over 30,000 square metres of flexible exhibition space. With a ceiling height of 9.45 metres and movable walls that allow the space on each level to be sub-divided into 3 separate halls, the exhibition halls are the ideal venue for trade shows of various sizes and requirements.

Column Spacing	: 33 x 18 metres
Hall Height	: 9.45 metres
Floor Load-Bearing Capacity	: 12 KN/m ²

EXHIBITION HALLS ON

L1

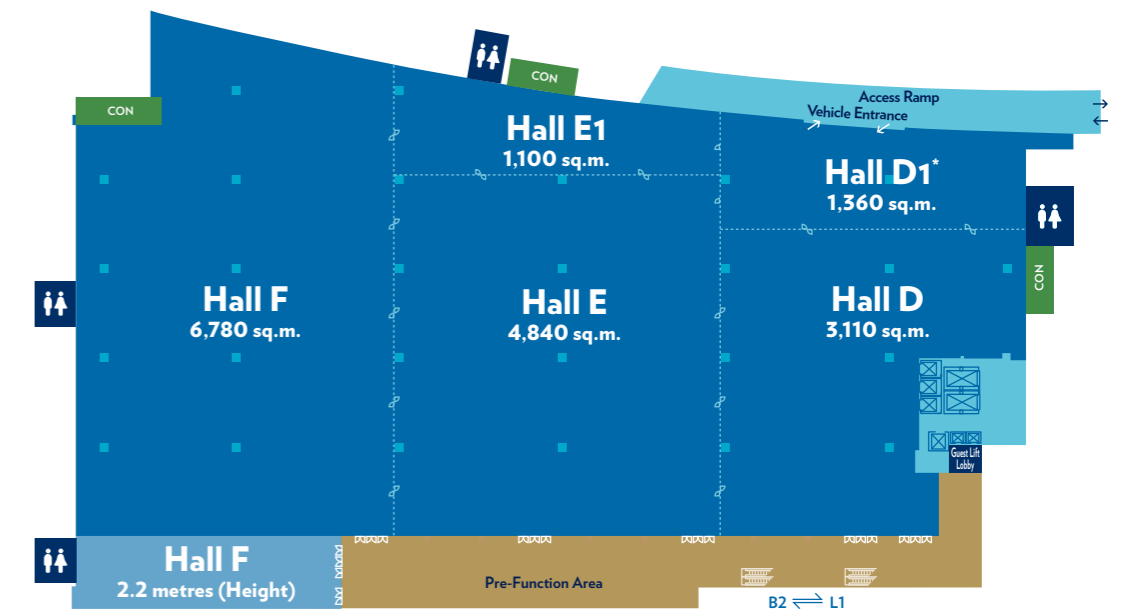
Floor Area 14,560 sq.m.



EXHIBITION HALLS ON

B2

Floor Area 17,190 sq.m.



To convert area to square feet, multiply 10.76 to the area in square metres
 Square Metres to Square Feet Conversion: 1 m² = 10.7639 ft²

*A section of this hall is 3.8 metres in height.

Room dimensions do not include space at the entrance or set-in area of the closet. Room capacity information is based on maximum space available. Allowance must be made for elaborate audio-visual equipment and production setup.

Legend | CON Concession Stand | Escalator | Freight Elevator | Guest Elevator | Service Elevator | Stairs | Restroom

BALLROOMS ON

L3

5 ballrooms and 6 junior ballrooms on Level 3 are designed for various sizes of theatre, classroom, banquet or reception configurations. The ballrooms can be divided into 111 rooms to hold simultaneous meetings. In addition, there are 5 meeting rooms to supplement the ballrooms.

To convert area to square feet, multiply 10.76 to the area in square metres
 Square Metres to Square Feet Conversion: 1 m² = 10.7639 ft²

Height 6.1m

ROOM TYPE	DIMENSIONS	ROOM SQ.M.	THEATRE	CLASSROOM (6FT TABLE)	BANQUET	RECEPTION	
Jasmine Ballroom	10.0m by 6.0m	1	66	72	48	50	68
	10.0m by 12.0m	2	118	138	84	90	128
	10.0m by 24.0m	4	256	276	168	180	256
	12.3m by 8.8m	1	110	130	84	90	126
	24.6m by 8.8m	2	220	260	168	180	252
	24.6m by 17.6m	4	440	520	336	360	504
	24.6m by 26.4m	6	660	780	504	540	756
	24.6m by 35.2m	8	880	1040	672	720	1008
	24.6m by 44m	10	1124	1300	848	900	1260
24.6m by 55m	14	1366	1576	1016	1080	1516	
Hibiscus Ballroom	10.0m by 6.0m	1	68	72	48	50	68
	10.0m by 12.0m	2	120	138	84	90	128
	10.0m by 24.0m	4	256	276	168	180	256
	12.3m by 8.8m	1	110	130	84	90	126
	24.6m by 8.8m	2	220	260	168	180	252
	24.6m by 17.6m	4	440	520	336	360	504
	24.6m by 26.4m	6	660	780	504	540	756
	24.6m by 35.2m	8	880	1040	672	720	1008
	24.6m by 44m	10	1100	1300	848	900	1260
24.6m by 55m	14	1366	1576	1016	1080	1516	
Heliconia Ballroom	10.0m by 6.0m	1	68	72	48	50	68
	10.0m by 12.0m	2	120	138	84	90	128
	10.0m by 24m	4	256	276	168	180	256
	12.3m by 8.8m	1	110	130	84	90	126
	24.6m by 8.8m	2	220	260	168	180	252
	24.6m by 17.6m	4	440	520	336	360	504
	24.6m by 26.4m	6	660	780	504	540	756
	24.6m by 35.2m	8	880	1040	672	720	1008
	24.6m by 44m	10	1100	1300	848	900	1260
24.6m by 55m	14	1366	1576	1016	1080	1516	
Cassia Ballroom	10.0m by 6.0m	1	68	72	48	50	68
	10.0m by 12.0m	2	120	138	84	90	128
	10.0m by 24m	4	256	276	168	180	256
	12.3m by 8.8m	1	110	130	84	90	126
	24.6m by 8.8m	2	220	260	168	180	252
	24.6m by 17.6m	4	440	520	336	360	504
	24.6m by 26.4m	6	660	780	504	540	756
	24.6m by 35.2m	8	880	1040	672	720	1008
	24.6m by 44m	10	1100	1300	848	900	1260
24.6m by 55m	14	1366	1576	1016	1080	1516	
Begonia Ballroom	10.0m by 6.0m	1	68	72	48	50	68
	10.0m by 12m	2	124	138	84	90	128
	10.0m by 24m	4	248	276	168	180	256
	12.3m by 8.8m	1	110	130	84	90	126
	24.6m by 8.8m	2	224	260	168	180	252
	24.6m by 17.6m	4	448	520	336	360	504
	24.6m by 26.4m	6	672	780	504	540	756
	24.6m by 36.4m	10	920	1056	672	720	1012
	Angsana	8.2m by 5.8m	1	50	66	30	40
8.2m by 12m		2	106	132	60	80	120
Saraca	8.2m by 7.4m	1	73	80	45	36	72
	17.1m by 7.4m	2	144	160	90	72	144
	25.6m by 7.4m	3	217	240	135	108	216

ROOM TYPE	DIMENSIONS	ROOM SQ.M.	THEATRE	CLASSROOM (6FT TABLE)	BANQUET	RECEPTION	
Jasmine Junior	7.7m by 5.3m	1	48	66	30	40	60
	17m by 5.3m	2	104	132	66	80	120
	12.3m by 8.8m	1	110	130	84	90	126
	24.6m by 8.8m	2	224	260	168	180	252
	24.6m by 17.6m	4	448	520	336	360	504
	24.6m by 26.4m	6	672	780	504	540	756
Hibiscus Junior	8.9m by 5.3m	1	50	64	36	40	58
	17.8m by 5.3m	2	100	128	72	80	116
	12.3m by 8.8m	1	110	130	84	90	126
	24.6m by 8.8m	2	220	260	168	180	252
	24.6m by 17.6m	4	440	520	336	360	504
	24.6m by 26.4m	6	660	780	504	540	756
Heliconia Junior	7.7m by 5.3m	1	48	66	30	40	60
	16.6m by 5.3m	2	104	132	66	80	120
	12.3m by 8.8m	1	110	130	84	90	126
	24.6m by 8.8m	2	224	260	168	180	252
	24.6m by 17.6m	4	448	520	336	360	504
	24.6m by 31.7m	9	824	978	600	660	936
Cassia Junior	12.3m by 8.8m	1	110	130	84	90	126
	24.6m by 8.8m	2	224	260	168	180	252
	24.6m by 17.6m	4	448	520	336	360	504
Begonia Junior	8.0m by 5.3m	1	46	66	30	40	60
	16.6m by 5.3m	2	103	132	66	80	120
	12.3m by 8.8m	1	110	130	84	90	126
Angsana Junior	12.3m by 8.8m	2	224	260	168	180	252
	24.6m by 17.6m	4	448	520	336	360	504
	24.6m by 22.9m	7	599	718	432	480	684
	12.3m by 5.3m	1	70	96	60	80	100
Angsana Junior	12.3m by 14.1m	2	183	192	120	160	200
	12.3m by 23.8m	3	305	288	180	240	300

L3 (PRE-FUNCTION AREA)	AREA
Meeting room foyer one (Angsana and Begonia)	580 sqm
Meeting room foyer two (Cassia and Heliconia)	820 sqm
Meeting room foyer three (Hibiscus and Jasmine)	650 sqm



Room dimensions do not include space at the entrance or set-in area of the closet. Room capacity information is based on maximum space available. Allowance must be made for elaborate audio-visual equipment and production setup.

Legend | Escalator | Freight Elevator | Guest Elevator | Service Elevator | Stairs | Restroom

BALLROOMS ON



4 ballrooms and 6 junior ballrooms on Level 4 are designed to be easily adapted for theatre, classroom, banquet or reception configurations in a wide range of sizes and capacities. The ballrooms can be divided into 91 rooms to hold simultaneous meetings.

To convert area to square feet, multiply **10.76** to the area in square metres
Square Metres to Square Feet Conversion: 1 m² = 10.7639 ft²

Height 6.1m

ROOM TYPE	DIMENSIONS	ROOM SQ.M.	THEATRE	CLASSROOM (6FT TABLE)	BANQUET	RECEPTION			
Roselle-Simpdor 4601A - 4606	8.9m by 6.2m	1	55	72	48	50			
	8.9m by 12.4m	2	110	138	84	90			
	12.4m by 8.8m	1	109	130	84	90			
	12.4m by 17.6m	2	218	260	168	180			
	12.4m by 35.2m	4	437	520	336	360			
Roselle-Simpdor 4801A - 4806	8.9m by 6.2m	1	55	72	48	50			
	8.9m by 12.4m	2	110	138	84	90			
	12.4m by 8.8m	1	109	130	84	90			
	12.4m by 17.6m	2	218	260	168	180			
	12.4m by 35.2m	4	437	520	336	360			
Roselle-Simpdor 4700	32.8m by 54.2m	1	1778	1976	1254	1100			
	Roselle-Simpdor 4601A - 4700	45.3m by 54.2m	8	2455	2250	1500	1500		
		Roselle-Simpdor 4700 - 4806	45.3m by 54.2m	8	2455	2250	1500	1500	
			Peony Ballroom	10.0m by 6.0m	1	68	72	48	50
				10.0m by 12.2m	2	128	138	84	90
10.0m by 24.4m	4	256		276	168	180			
12.3m by 8.8m	1	110		130	84	90			
Orchid Ballroom	24.6m by 8.8m	2	220	260	168	180			
	24.6m by 17.6m	4	440	520	336	360			
	24.6m by 26.4m	6	660	780	504	540			
	24.6m by 35.2m	8	880	1040	672	720			
	24.6m by 44m	10	1100	1300	840	900			
	24.6m by 55m	14	1366	1576	1008	1080			
	Melati Ballroom	10.0m by 6.0m	1	68	72	48	50		
		10.0m by 12.2m	2	127	138	84	90		
		10.0m by 24.4m	1	254	276	168	180		
		12.3m by 8.8m	1	110	130	84	90		
24.6m by 8.8m		2	224	260	168	180			
24.6m by 17.6m		4	448	520	336	360			
24.6m by 26.4m		6	672	780	504	540			
24.6m by 36.4m		10	928	1056	672	720			
Lotus		8.8m by 6.0m	1	55	66	30	40		
		8.8m by 12m	2	114	132	60	80		

ROOM TYPE	DIMENSIONS	ROOM SQ.M.	THEATRE	CLASSROOM (6FT TABLE)	BANQUET	RECEPTION
Simpdor Junior	9.2m by 5.3m	1	57	66	36	40
	18.4m by 5.3m	2	115	132	66	80
	12.3m by 8.8m	1	110	130	84	90
	24.6m by 8.8m	2	224	260	168	180
	24.6m by 17.6m	4	448	520	336	360
Roselle Junior	8.4m by 5.4m	1	48	66	36	40
	17m by 5.4m	2	100	132	72	80
	12.3m by 8.8m	1	110	130	84	90
	24.6m by 8.8m	2	224	260	168	180
	24.6m by 17.6m	4	448	520	336	360
Peony Junior	9.2m by 5.3m	1	59	66	36	40
	18.4m by 5.3m	2	115	132	66	80
	12.3m by 8.8m	1	110	130	84	90
	24.6m by 8.8m	2	224	260	168	180
	24.6m by 17.6m	4	448	520	336	360
Orchid Junior	12.3m by 8.8m	1	110	130	84	90
	24.6m by 8.8m	2	224	260	168	180
	24.6m by 17.6m	4	448	520	336	360
	24.6m by 23.1m	7	624	718	432	480
	Melati Junior	8.1m by 5.3m	1	46	66	36
16.8m by 5.3m		2	101	132	66	80
12.3m by 8.8m		1	108	130	84	90
24.6m by 8.8m		2	220	260	168	180
24.6m by 14m		5	374	458	264	300
Lotus Junior	12.4m by 5.5m	1	68	96	60	80
	12.4m by 14.3m	2	185	192	120	160

L4 (PRE-FUNCTION AREA)	AREA
Meeting room foyer one (Lotus and Melati)	490 sqm
Meeting room foyer two (Orchid and Peony)	480 sqm
Meeting room foyer three (Roselle and Simpdor)	590 sqm

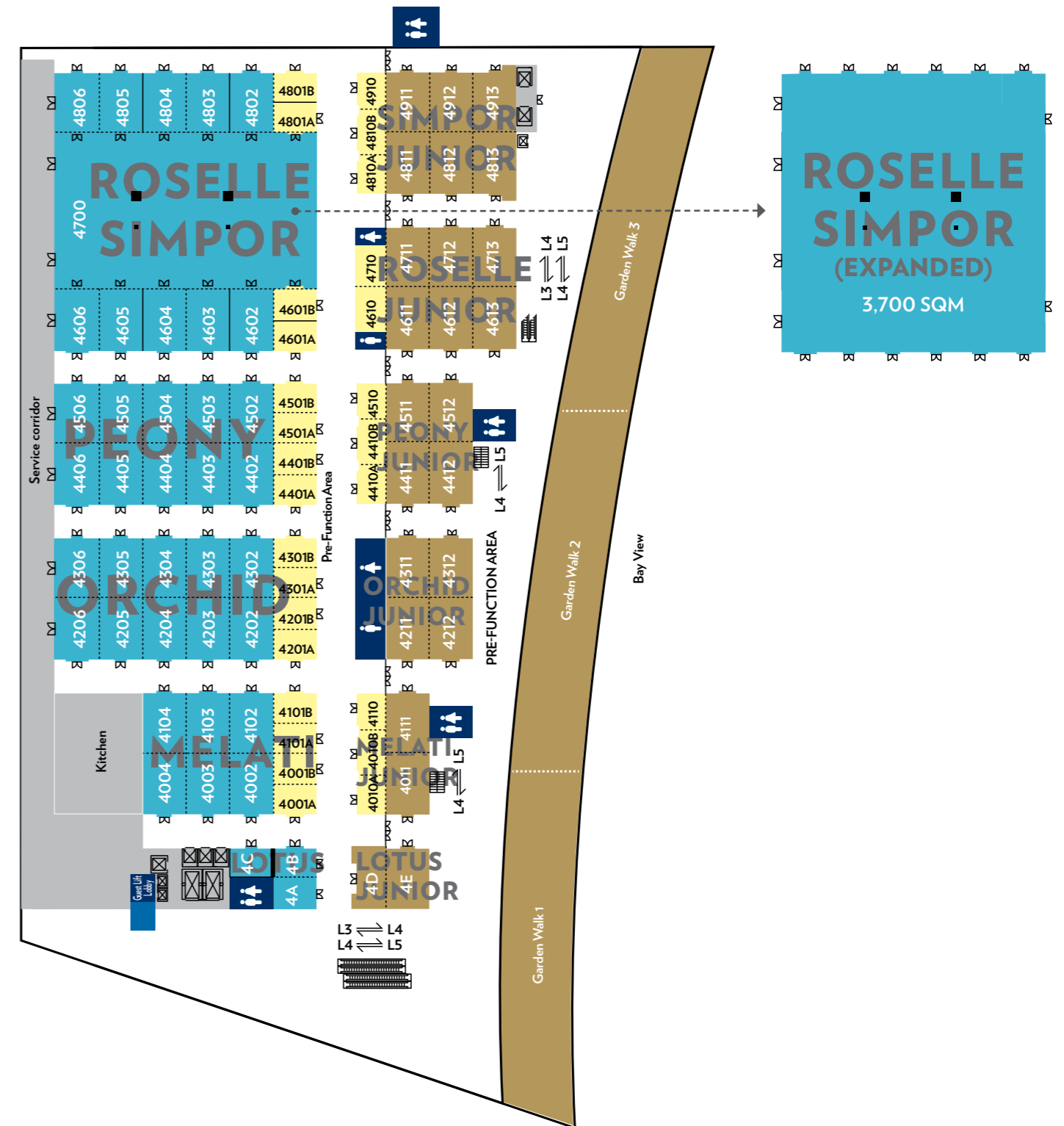
L4 (GARDEN WALK)	AREA
Garden Walk 1	550 sqm
Garden Walk 2	490 sqm
Garden Walk 3	560 sqm

Room dimensions do not include space at the entrance or set-in area of the closet.
 Room capacity information is based on maximum space available.
 Allowance must be made for elaborate audio-visual equipment and production setup.

ROSELLE-SIMPOR(EXPANDED)

ROOM TYPE	DIMENSIONS	ROOM	SQ.M.	THEATRE	CLASSROOM	BANQUET (6FT TABLE)	RECEPTION
Roselle-Simpdor Ballroom	58.0m by 54.2m	15	3700	3000	2000	2000	3500

Spanning more than 3,700 square metres, the Roselle-Simpdor Ballroom is now the second largest ballroom at Sands Expo after Sands Grand Ballroom on Level 5.



Room dimensions do not include space at the entrance or set-in area of the closet. Room capacity information is based on maximum space available. Allowance must be made for elaborate audio-visual equipment and production setup.

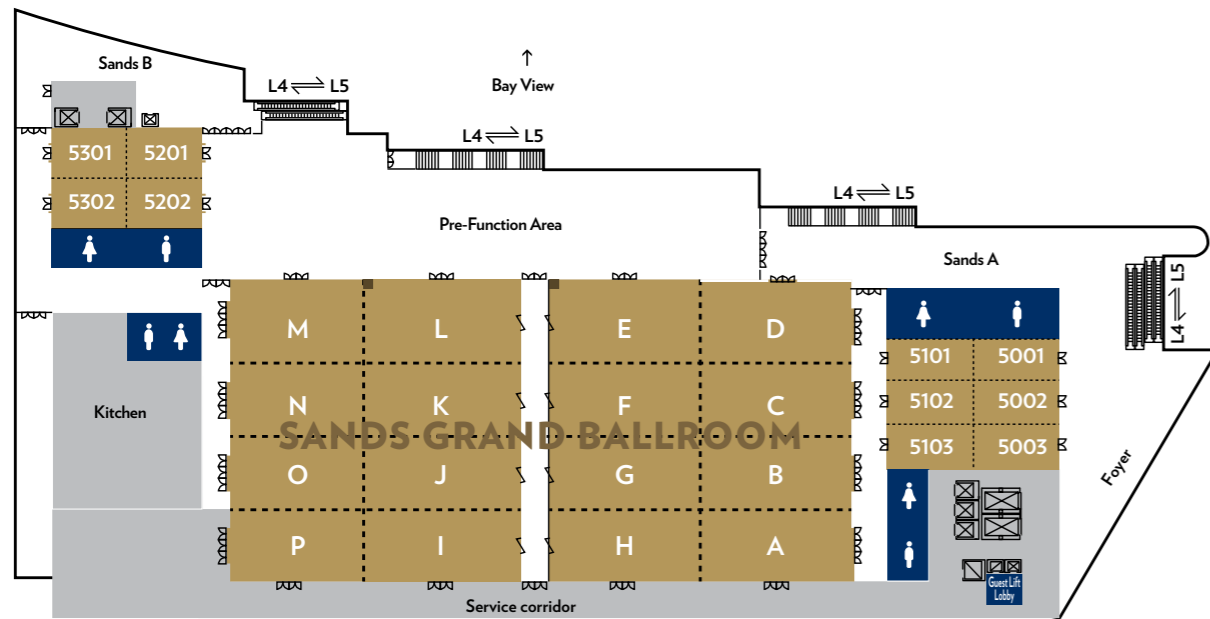
Legend | Escalator Freight Elevator Guest Elevator Service Elevator Stairs Restroom

BALLROOMS ON


L5

Sands Grand Ballroom on Level 5 is the perfect venue for large and lavish events. The space can be configured into 16 rooms to hold simultaneous meetings. In addition, there are 2 more ballrooms to supplement Sands Grand Ballroom.







ROOM TYPE	DIMENSIONS	ROOM	SQ.M.	THEATRE	CLASSROOM (6FT TABLE)	BANQUET	RECEPTION
Sands Grand Ballroom	26.9m by 12.9m	1	347	430	265	320	410
	26.9m by 25.8m	2	694	860	530	640	820
	26.9m by 51.1m	4	1375	1720	1060	1280	1630
	53.3m by 53.8m	8	2868	3450	2140	2580	3260
	84.1m by 53.3m	12	4482	5610	3440	3980	5200
Sands A	109.2m by 53.3m	16	5820	7000	4400	5000	6700
	13.8m by 7.5m	1	104	138	84	100	132
Sands A	13.8m by 15m	2	208	277	170	210	263
	27.6m by 15m	4	417	560	347	420	535
	41.4m by 22.5m	6	626	844	522	630	800
Sands B	12.3m by 8.8m	1	108	130	80	90	126
	12.3m by 18m	2	221	266	165	200	253
	24.6m by 18m	4	442	544	335	400	515
Pre-function Area	(65.6 x 17.3 + 38.7 x 26.3)		2160	4000	1450	1000	2525



ROOM TYPE	ROOM NO.	DIMENSIONS	SQ.M.	THEATRE	CLASSROOM	BANQUET (6FT TABLE)	RECEPTION
Extended Sands Grand Ballroom	Total Extended	(106.0m by 50.0m) + (65.6x17.3 + 38.7x26.3)	7672	8000	5850	6000	9225









Room dimensions do not include space at the entrance or set-in area of the closet. Room capacity information is based on maximum space available. Allowance must be made for elaborate audio-visual equipment and production setup.

Legend |  Escalator  Freight Elevator  Guest Elevator  Service Elevator  Stairs  Restroom

To convert area to square feet, multiply 10.76 to the area in square metres
 Square Metres to Square Feet Conversion: 1 m² = 10.7639 ft²

Room dimensions do not include space at the entrance or set-in area of the closet. Room capacity information is based on maximum space available. Allowance must be made for elaborate audio-visual equipment and production setup.

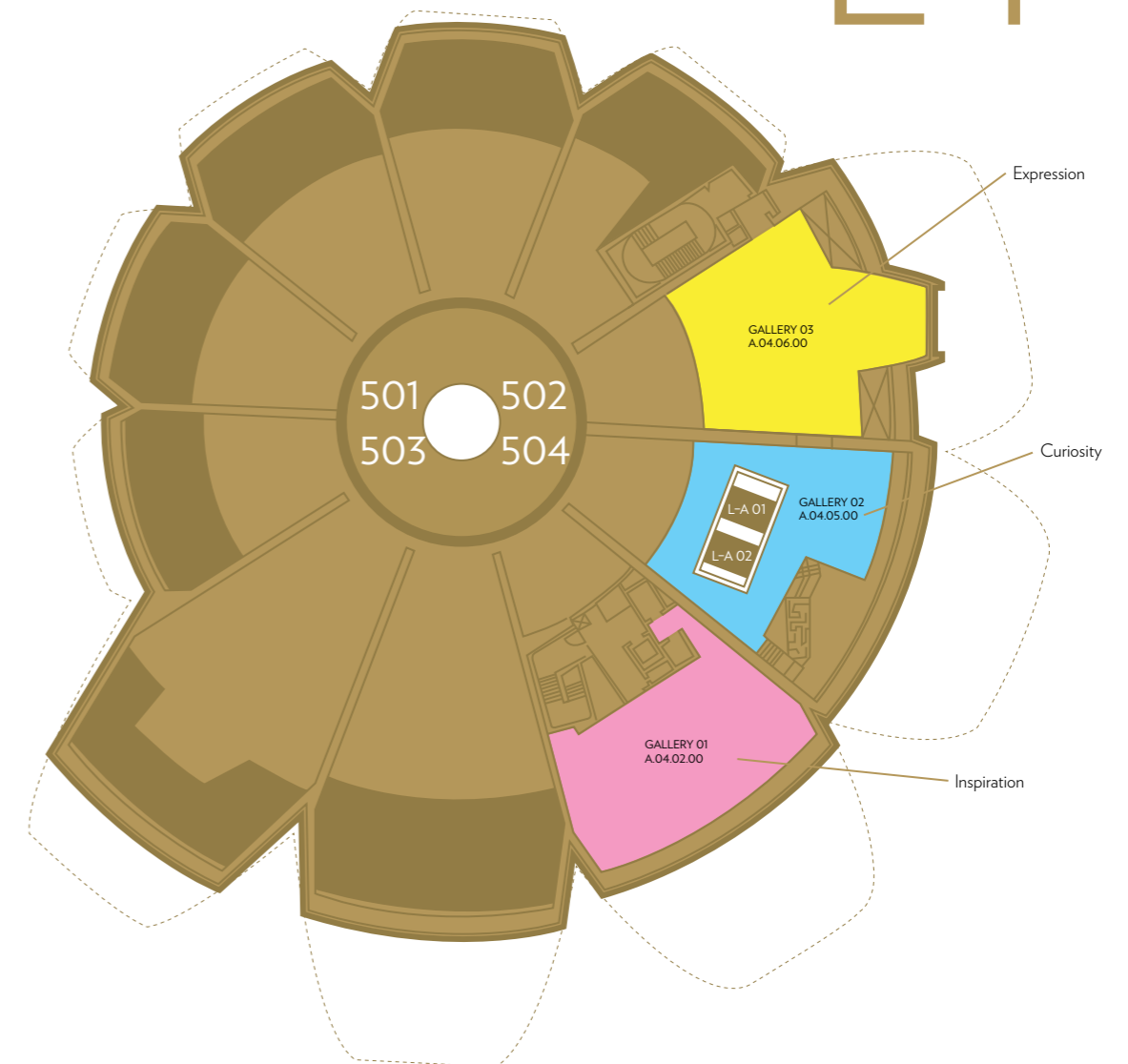
Legend |  Escalator  Freight Elevator  Guest Elevator  Service Elevator  Stairs  Restroom



ArtScience Museum – Unique Venue

The lotus-shaped ArtScience Museum at Marina Bay Sands is the premier museum destination in Singapore for major international traveling exhibitions from the most renowned collections in the world. With almost 50,000 square metres of gallery space, the Museum features a permanent exhibition in the field of ArtScience, as well as visiting marquee exhibitions that exemplify Art and Science.

UPPER GALLERIES




VENUES	AREA	MAX NO. OF GUESTS (STANDING COCKTAIL ONLY)
Whole Museum	6800 sqm	1200
Level 4	600 sqm	300
Level 1	1000 sqm	400
Basement 2 (Including Gallery Space)	4000 sqm	500
Conference Room	100 sqm	60

To convert area to square feet, multiply 10.76 to the area in square metres
 Square Metres to Square Feet Conversion: 1 m² = 10.7639 ft²

Room dimensions do not include space at the entrance or set-in area of the closet. Room capacity information is based on maximum space available. Allowance must be made for elaborate audio-visual equipment and production setup.

Sands SkyPark – Unique Venue

Perched 200 metres in the air, Sands SkyPark® crowns the hotel towers of Marina Bay Sands. A tropical oasis of lush gardens, superb restaurants and featuring the world's largest and highest outdoor infinity pool, Sands SkyPark provides an unrivalled 360-degree view of the city and Marina Bay. At night, it is the perfect setting for an indulgent meal, or a relaxing drink under the stars.



To convert area to square feet, multiply 10.76 to the area in square metres
 Square Metres to Square Feet Conversion: 1 m² = 10.7639 ft²

Room dimensions do not include space at the entrance or set-in area of the closet. Room capacity information is based on maximum space available. Allowance must be made for elaborate audio-visual equipment and production setup.

Legend | Escalator | Freight Elevator | Guest Elevator | Service Elevator | Stairs | Restroom

SOUTH GARDEN

Total Floor Area: 325 sq.m.
 Capacity: 150 (Standing cocktail only)

NORTH GARDEN

Total Floor Area: 450 sq.m.
 Capacity: 250 (Standing cocktail only)

OBSERVATION DECK

Total Floor Area: 865 sq.m.
 Capacity: 500 (Standing cocktail only)



SOME EVENTS HOSTED AT OUR VENUES

SANDS EXPO AND CONVENTION CENTRE



ARTSCIENCE MUSEUM



SANDS SKYPARK



We are a Sustainable Certified Venue and Operator

Third-party certification is important to us as it provides our guests the confidence that Marina Bay Sands meets international standards of sustainable design, construction and operations.



ISO20121 Sustainable Events
Management System Certification



Building and Construction Authority (BCA)
Green Mark Platinum



GMIC Certification from
The Green Meeting Industry



EarthCheck Bronze Benchmarked and
Silver Certified



APEX/ASTM Venue
Level One certification

EARTHCHECK

Recent Awards & Accolades:

Singapore Experience Awards – **Business Event Venue of the Year**
Singapore Tourism Board

Sustainable Businesses Awards

Singapore Sustainability Awards 2015

Venue Winner of UFI Sustainable Development Award 2015

UFI, the Global Association of the Exhibition Industry

IMEX – GMIC Green Supplier Award 2015

IMEX – GMIC Green Awards 2015

CEI Industry Excellence in Business Events 2015 –
Best Resort Hotel (1st place), Best City Hotel (2nd place) & Best Venue Team (3rd place)

CEI Asia



Marina Bay Sands Pte Ltd
Sales Department

10 Bayfront Avenue
Singapore 018956
Tel: +65 6688 3000
Fax: +65 6688 3014
Sales@MarinaBaySands.com
MarinaBaySands.com

For Weddings and Dinner and Dances, please contact:
Tel: +65 6688 3133
Celebrations@MarinaBaySands.com